



For attendees joining via Skype:

- Please keep your microphone muted until called upon.
- Handouts can be accessed from:
 - www.rcflood.org/workshops

February 17, 2021

Zone 6 Workshop

Proposed Budget Overview

Jeanine Rey

Finance Director

Proposed Budget Overview

RIVERSIDE COUNTY FLOOD CONTROL AND WATER CONSERVATION DISTRICT

DISTRICT LED PROJECT SUMMARY - ZONE 6

FISCAL YEARS 2021-22 THROUGH 2025-26

Project Number	Stg No.	Project Title	Project Cost	Appropriation		Funding Sources (5-Year Total)			Total Not District Funded
			Total Remaining Cost	FY 2021-22	FY 2022-26	Tax Revenue	ADP Contribution	External Contribution	
DESIGN AND CONSTRUCTION PROJECTS:									
6-8-00040	94	PALM CANYON WASH EMERGENCY SEDIMEN	\$0	\$0	\$0	\$0	\$0	\$3,919,000	\$0
6-8-00160	03	PALM SPRINGS MDP LINE 41 STG 3	11,693,035	9,463,931	2,229,104	11,589,790	0	103,245	0
6-8-00160	04	PALM SPRINGS MDP LINE 41 STG 4	3,017,102	37,279	2,979,823	3,017,102	0	0	0
6-8-00190	01	EAGLE CANYON DAM	25,000	25,000	0	25,000	0	0	0
6-8-00250	90	WHITEWATER RIVER - LEVEE RESTORATION	2,635,855	0	2,635,855	2,635,855	0	0	0
PLANNING PROJECTS:									
6-8-00230	01	PALM SPRINGS MDP LINE 23	3,068,920	0	1,018,920	1,018,920	0	0	2,050,000
ZONE 6 TOTALS			\$20,439,912	\$9,526,210	\$8,863,702	\$18,286,667	\$0	\$4,022,245	\$2,050,000

FUND BALANCE FORWARD - JULY 1, 2021:

Zone 6 Fund	\$12,593,573
Total Fund Balance Forward	\$12,593,573

REVENUE:

Taxes	\$33,846,932
Interest	1,330,344
Rental	30,000
Subtotal Revenue	35,207,277
FEMA Reimbursement	3,919,000
External Contribution	103,245
Total Five Year Revenue	39,229,522
Total Funds Available	51,823,094

APPROPRIATIONS:

District Led Projects Appropriations	18,387,112
Partner Led Projects Appropriations	20,431,533
Capital Project Cost Inflation @ 2.0%	367,798
Operating & Maintenance Expenses	11,852,173
Contingencies	668,727
Total Five Year Appropriations	\$51,710,144

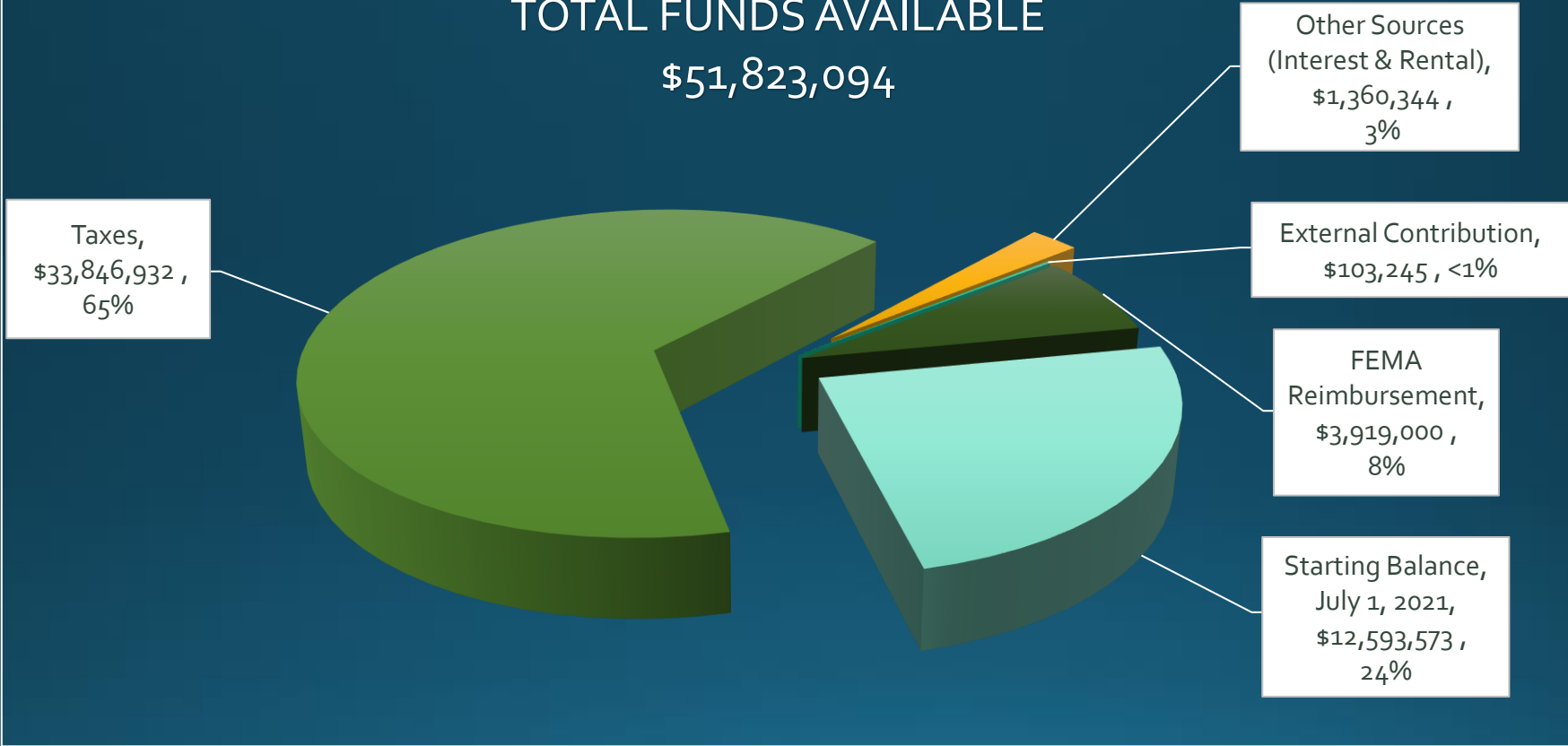
ENDING FUND BALANCE - JUNE 30, 2026:

Zone 6 Fund	\$112,950
Total Ending Fund Balance	\$112,950

ZONE 6 - FIVE YEAR CIP SUMMARY

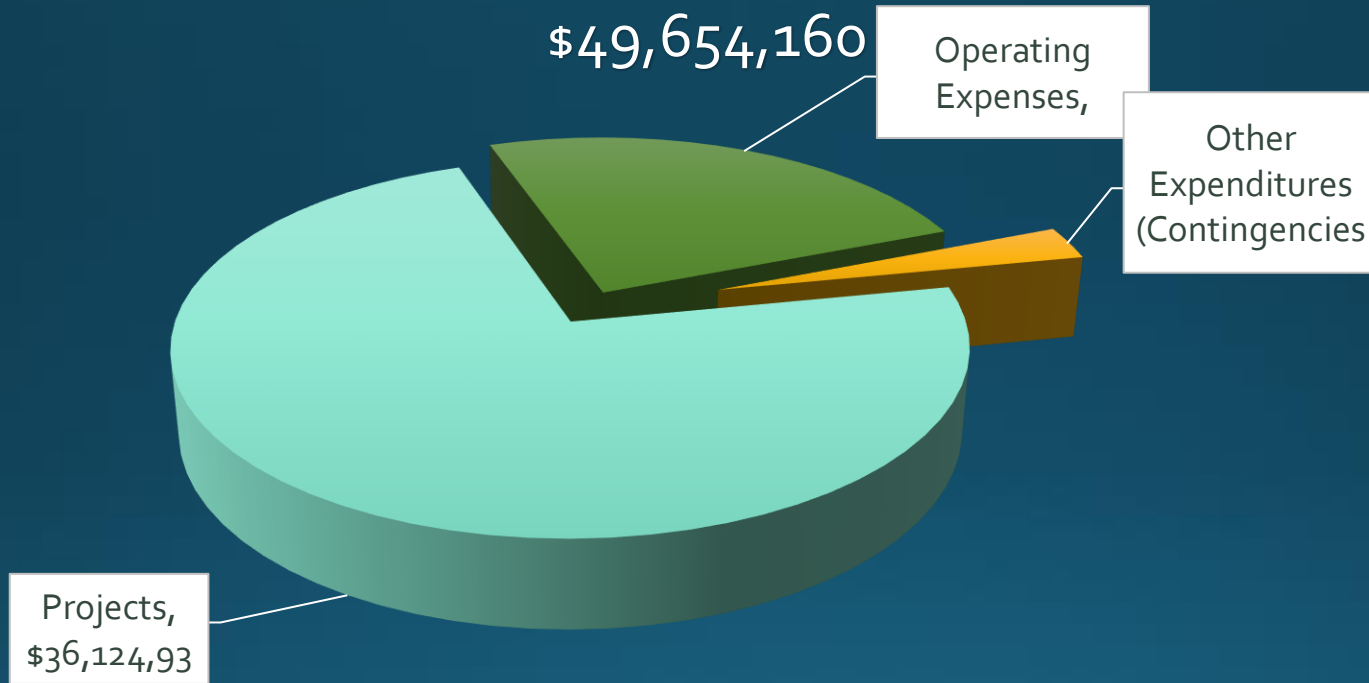
TOTAL FUNDS AVAILABLE

\$51,823,094



ZONE 6 - FIVE YEAR CIP SUMMARY

TOTAL EXPENDITURES



Claudio Padres

Chief of Design and Construction

Existing CIP Commitments

- Partner Led Projects

DESERT HOT SPRINGS MDP LINE C-1, STAGE 1
DESERT HOT SPRINGS PIERSON BLVD DET BASIN
PALM SPRINGS LINE 20, STAGE 3
VARNER ROAD WILLOW HOLE OUTFALL IMPROVEMENTS

- District Led – Active Projects

Desert Hot Springs Line E-5 COMPLETED
Palm Canyon Wash Levee Restoration COMPLETED
EAGLE CANYON DAM
PALM SPRINGS MDP - LINE 41, STAGE 3
PALM SPRINGS MDP - LINE 41, STAGE 4

- District Led – Future Projects

PALM SPRINGS LINE 23
WHITEWATER RIVER - LEVEE RESTORATION

Sediment Removal



Levee Panel Replacement

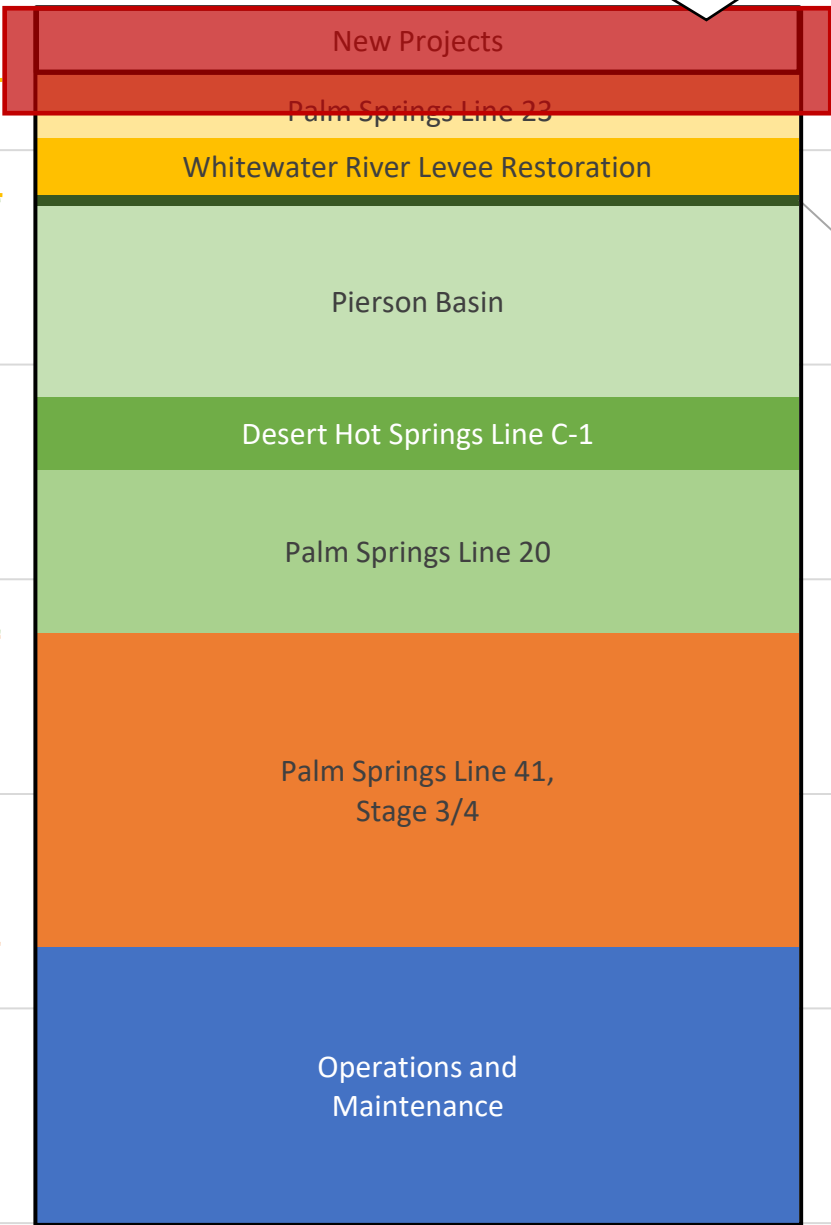


Emergency projects



\$60,000,000

EMERGENCY WORK



\$50,000,000

Future Projects

\$40,000,000

Partner Commitments

\$30,000,000

\$20,000,000

Active District Led

\$10,000,000

\$-

Varner Road Outfall

Capital Improvement Planning

Existing Project Commitments	\$40.8M
5-Year Project Allocation	-\$38.8M
Temporary Shortfall	-\$2M

- Partner Led Projects

DESERT HOT SPRINGS MDP LINE C-1, STAGE 1	✓ Funding Maintained
DESERT HOT SPRINGS PIERSON BLVD DET BASIN	✓ Funding Maintained
PALM SPRINGS LINE 20, STAGE 3	✓ Funding Maintained
VARNER ROAD WILLOW HOLE OUTFALL IMPROVEMENTS	✓ Funding Maintained

- District Led – Active Projects

EAGLE CANYON DAM	✓ Funding Maintained
PALM SPRINGS MDP - LINE 41, STAGE 3	✓ Funding Maintained
PALM SPRINGS MDP - LINE 41, STAGE 4	✓ Funding Maintained

- District Led – Future Projects

PALM SPRINGS LINE 23	Temporary Funding Shortfall
WHITEWATER RIVER - LEVEE RESTORATION	✓ Funding Maintained

Palm Springs Line 23

- El Cielo Road
 - Escoba Drive to Tahquitz
- Estimated total Cost
 - \$3M
- Current Funding
 - \$1M



Capital Improvement Plan Updates

**RIVERSIDE COUNTY FLOOD CONTROL AND WATER CONSERVATION DISTRICT
DISTRICT LED PROJECT SUMMARY - ZONE 6
FISCAL YEARS 2021-22 THROUGH 2025-26**

Project Number	Stg No.	Project Title	Project Cost	Appropriation		Funding Sources (5-Year Total)			Total Not District Funded
			Total Remaining Cost	FY 2021-22	FY 2022-26	Tax Revenue	ADP Contribution	External Contribution	
DESIGN AND CONSTRUCTION PROJECTS:									
6-8-00040	94	PALM CANYON WASH EMERGENCY SEDIMEN	\$0	\$0	\$0	\$0	\$0	\$3,919,000	\$0
6-8-00160	03	PALM SPRINGS MDP LINE 41 STG 3	11,693,035	9,463,931	2,229,104	11,589,790	0	103,245	0
6-8-00160	04	PALM SPRINGS MDP LINE 41 STG 4	3,017,102	37,279	2,979,823	3,017,102	0	0	0
6-8-00190	01	EAGLE CANYON DAM	25,000	25,000	0	25,000	0	0	0
6-8-00250	90	WHITWATER RIVER - LEVEE RESTORATION	2,635,855	0	2,635,855	2,635,855	0	0	0
PLANNING PROJECTS:									
6-8-00230	01	PALM SPRINGS MDP LINE 23	3,068,920	0	1,018,920	1,018,920	0	0	2,050,000
ZONE 6 TOTALS			\$20,439,912	\$9,526,210	\$8,863,702	\$18,286,667	\$0	\$4,022,245	

FIVE YEAR CIP SUMMARY

FUND BALANCE FORWARD - JULY 1, 2021:

Zone 6 Fund	\$12,593,573
Total Fund Balance Forward	\$12,593,573

REVENUE:

Taxes	\$33,846,932
Interest	1,330,344
Rental	30,000
Subtotal Revenue	35,207,277
FEMA Reimbursement	3,919,000
External Contribution	103,245
Total Five Year Revenue	39,229,522
Total Funds Available	51,823,094

APPROPRIATIONS:

District Led Projects Appropriations	18,389,912
Partner Led Projects Appropriations	20,431,533
Capital Project Cost Inflation @ 2.0%	367,798
Operating & Maintenance Expenses	11,852,173
Contingencies	668,727
Total Five Year Appropriations	\$51,710,144

ENDING FUND BALANCE - JUNE 30, 2026:

Zone 6 Fund	\$112,950
Total Ending Fund Balance	\$112,950

Capital Improvement Plan Updates

RIVERSIDE COUNTY FLOOD CONTROL AND WATER CONSERVATION DISTRICT
PARTNER LED PROJECT SUMMARY - ZONE 6
 FISCAL YEARS 2021-22 THROUGH 2025-26

Project Number	Stg No.	Project Title	Project Cost		Project Appropriation				Funding Sources		Total Not District Funded
			Total Remaining Cost	District Direct Cost	FY 2021-22		FY 2022-26		5-year total		
					Contribution to Partner Agency	District Direct Cost	Contribution to Partner Agency	Tax Revenue	ADP Contribution		
PARTNER LED CONTRIBUTION PROJECTS											
6-6-09012	00	VARNER ROAD WILLOW HOLE OUTFALL IMPR	\$721,000	\$0	\$0	\$0	\$511,000	\$511,000	\$0	\$210,000	
PARTNER LED CAPITAL IMPROVEMENT PROJECTS											
6-8-00034	01	DESERT HOT SPRINGS MDP LINE C-1	3,382,324	200,556	495,180	305,866	2,380,722	3,382,324	0	0	
6-8-00320	03	PALM SPRINGS LN 20 STG 3	8,000,000	50,556	0	49,444	7,520,000	7,620,000	0	380,000	
6-8-00036	01	DESERT HOT SPRINGS PIERSON BLVD DET BASIN	8,918,209	0	0	0	8,918,209	8,918,209	0	0	
PARTNER LED CONTRIBUTION IMPROVEMENT PROJECTS			\$721,000	\$0	\$0	\$0	\$511,000	\$511,000	\$0	\$210,000	
PARTNER LED CAPITAL IMPROVEMENT PROJECTS			20,300,533	251,112	495,180	355,310	18,818,931	19,920,533	0	380,000	
ZONE 6 TOTALS			\$21,021,533	\$251,112	\$495,180	\$355,310	\$19,329,931	\$20,431,533	\$0	\$590,000	

